

# EQUIPTO®

EQUIPTO STORAGE EQUIPMENT  
FROM AFFILIATED DISTRIBUTORS.



**AFFILIATED DISTRIBUTORS**

**YOUR SINGLE STORAGE EQUIPMENT SOURCE FOR:**

- | AEROSPACE PLANTS
- | AUTOMOTIVE MANUFACTURING PLANTS AND DEALERSHIPS
- | BEARING, BELT AND SEAL STORAGE
- | EDUCATION FACILITIES
- | ENTERTAINMENT AND RECREATION PARKS
- | FOOD WAREHOUSING AND PROCESSING PLANTS
- | DISTRIBUTION BRANCHES AND STORES
- | GENERAL INDUSTRIAL PARTS STORAGE
- | GOVERNMENT AND MILITARY FACILITIES
- | HEALTHCARE AND MEDICAL FACILITIES
- | HOTELS
- | HYDRAULIC MANUFACTURERS AND DISTRIBUTORS
- | LIBRARIES
- | MACHINE SHOPS
- | MARINE
- | MOBILE EQUIPMENT DEALERS
- | MUSEUM ARTIFACT STORAGE
- | OIL AND GAS MANUFACTURING AND DISTRIBUTION
- | PAPER MILLS
- | PHARMACEUTICAL MANUFACTURING AND DISTRIBUTION
- | PLASTIC INJECTION MOLDING COMPANIES
- | POWER PLANTS (GAS AND COAL FIRED)
- | RETAIL STORE STORAGE AND DISPLAYS
- | SHIPBUILDING
- | STEEL AND ALUMINUM PLANTS
- | TRANSPORTATION
- | WAREHOUSING AND DISTRIBUTION CENTERS
- | WIND MILL STOCK AND MAINTENANCE FACILITIES



SHELVING AND RACKS



MODULAR CABINETS



MOBILE AISLE



MEZZANINES



WORKBENCHES



WORKCENTERS

# V-Grip™ Bulk Rack

V-Grip™ Bulk Rack is designed to accommodate longer spans and heavier loads than conventional shelving. Bulk Rack beams engage V-Grip upright posts providing a rigid connection. Bulk Rack levels are designed to carry load capacities from 1500 lbs. to 3000 lbs. per level, depending on beam span length and deck material used.

ALL sizes come standard with steel decking



## Standard Duty

three level bulk rack with steel decking

| Part No. | Add-On   | Description      |
|----------|----------|------------------|
| 1007D63S | 1007D63A | 36"x72"x84" Rack |
| 1007D64S | 1007D64A | 48"x72"x84" Rack |

## Medium Duty

three level bulk rack with steel decking

| Part No. | Add-On   | Description      |
|----------|----------|------------------|
| 1017D83S | 1017D83A | 36"x96"x84" Rack |
| 1017D84S | 1017D84A | 48"x96"x84" Rack |

## Heavy Duty

three level bulk rack with steel decking

| Part No. | Add-On   | Description      |
|----------|----------|------------------|
| 1027D83S | 1027D83A | 36"x96"x84" Rack |
| 1027D84S | 1027D84A | 48"x96"x84" Rack |

# V-Grip™ Shelving

V-Grip™ Shelving provides unlimited versatility in making efficient use of space, floor to ceiling, with simple tools. Custom design your system with wire shelves on top to filter light and air, drawers to increase storage capacity and locking doors to secure valuable tools and equipment; or choose from a variety of preconfigured units. With V-Grip™ Shelving, you have the total flexibility to design or choose the system that meets your needs.

## V-Grip™ Shelving - components

Structural Integrity comes from the integration of Equipto's exclusive V-Grip™ upright post and heavy-duty, compression-fit components. When ordering V-Grip™ shelving by component, remember:


- 1) Two shelving ends are required per section and any number may be joined together in continuous row applications. A complete run of shelving only grows 1<sup>5/8"</sup> no matter the length of the run.
- 2) Back sway braces and solid back panels can be shared between back-to-back units.
- 3) Closed shelving ends and solid back panels are finished in standard reflective white paint to enhance visibility in parts storage areas.
- 4) V-Grip™ shelves are heavy duty, 18-gauge steel and are provided with 4 corner reinforcements per shelf, which provide a friction fit to V-Grip™ upright posts.



Equipto's exclusive Wire Shelf design combines wire truss supports with a heavy-duty waterfall shelf to provide:


- Increased visibility of items on upper shelves
- Better flow of air, light, & sprinklers
- Capacity equal to heavy-duty 18 gauge solid steel shelves

# V-Grip™ Shelving - components



| Open Shelving Ends<br>(d x h) |          |
|-------------------------------|----------|
| Description                   | Part No. |
| 12" x 84" open                | 6702     |
| 18" x 84" open                | 6712     |
| 24" x 84" open                | 6722     |
| 12" x 96" open                | 6703     |
| 18" x 96" open                | 6713     |
| 24" x 96" open                | 6723     |

84" and 96" high open shelving ends come with 2 upright posts and 2 end brace plates.



| Back Sway Braces |          |
|------------------|----------|
| Description      | Part No. |
| 36" back, pair   | 6416     |
| 48" back, pair   | 6417     |



| Wire Shelves-truss included<br>(d x h) |          |
|--|----------|
| Description                            | Part no. |
| 12" deep x 36" wide                    | 6063     |
| 12" deep x 48" wide                    | 6064     |
| 18" deep x 36" wide                    | 6073     |
| 18" deep x 48" wide                    | 6074     |
| 24" deep x 36" wide                    | 6083     |
| 24" deep x 48" wide                    | 6084     |




| Closed Shelving Ends<br>(d x h) |          |
|---------------------------------|----------|
| Description                     | Part No. |
| 12" x 84" Closed                | 6707     |
| 18" x 84" Closed                | 6717     |
| 24" x 84" Closed                | 6727     |
| 12" x 96" Closed                | 6708     |
| 18" x 96" Closed                | 6718     |
| 24" x 96" Closed                | 6728     |

84" high Closed Shelving Ends come with 2 upright posts and 2 end panels. 96" high Closed Shelving Ends come with 2 upright posts and 3 end panels.



| Solid Back Panels       |          |
|-------------------------|----------|
| Description             | Part No. |
| 36" x 84" high or less  | 7588-2   |
| 36" x over 84" (to 10') | 7588-3   |
| 48" x 84" high or less  | 7589-2   |
| 48" x over 84" (to 10') | 7589-3   |



| Heavy Duty 18ga Solid Shelves<br>(d x w) |          |
|--|----------|
| Description                              | Part No. |
| 12" x 36"                                | 6230     |
| 18" x 36"                                | 6231     |
| 12" x 48"                                | 6240     |
| 18" x 48"                                | 6241     |
| 24" x 36"                                | 6232     |
| 24" x 48"                                | 6242     |

All products are available in 3 colors

Red

Blue

Gray

# V-Grip™ Shelving - accessories

**Hinged Double Doors for V-Grip™ Shelving**

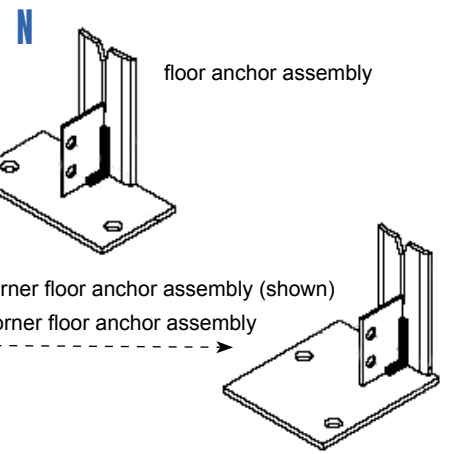
- Rigid door and frame assembly, sturdy hinges, 3-point latches and chrome handle with key lock
- Attaches quickly and easily to v-grip™ shelving units



| Doors for Shelving                  |          |
|-------------------------------------|----------|
| Description                         | Part No. |
| 36" wide x 84" high                 | 18035    |
| 36" wide x 42" high                 | 18043    |
| 36" wide x 34 <sup>1/2</sup> " high | 18036    |
| 48" wide x 84" high                 | 18435    |
| 48" wide x 42" high                 | 18443    |
| 48" wide x 34 <sup>1/4</sup> " high | 18436    |



| V-Grip™ Post - top/bottom caps |          |
|--------------------------------|----------|
| Description                    | Part No. |
| Top/Bottom Cap-White           | 10177    |
| Top/Bottom Cap-Black           | 10177B   |



| Seismic Footplates              |          |
|---------------------------------|----------|
| Description                     | Part No. |
| Floor anchor assembly           | 190317A  |
| LH corner floor anchor assembly | 190319A  |
| RH corner floor anchor assembly | 190320A  |

All products are available in 3 colors

Red

Blue

Gray

## V-Grip™ Shelving - open preconfigured units



open shelving add-on



open shelving starter

### Open Shelving

| Depth | Width | Capacity Per Shelf | Five Shelves |        |             |
|-------|-------|--------------------|--------------|--------|-------------|
|       |       |                    | Starter      | Add-On | Extra Shelf |
| 12"   | 36"   | 650 lbs.           | 661-5S       | 661-5A | 6230        |
| 12"   | 48"   | 430 lbs.           | 661W5S       | 661W5A | 6240        |
| 18"   | 36"   | 700 lbs.           | 663-5S       | 663-5A | 6231        |
| 18"   | 48"   | 440 lbs.           | 663W5S       | 663W5A | 6241        |
| 24"   | 36"   | 721 lbs.           | 665-5S       | 665-5A | 6232        |
| 24"   | 48"   | 450 lbs.           | 665W5S       | 665W5A | 6242        |
| 36"   | 36"   | 670 lbs.           | 667-5S       | 667-5A | 6234        |

add R, B, or G to the end of the part numbers for color

## V-Grip™ Shelving - closed preconfigured units



closed shelving add-on



closed shelving starter

### Closed shelving

| Depth | Width | Capacity Per Shelf | Five Shelves |        |               |
|-------|-------|--------------------|--------------|--------|---------------|
|       |       |                    | Starter      | Add-On | Extra Shelves |
| 12"   | 36"   | 650 lbs.           | 671-5S       | 671-5A | 6230          |
| 12"   | 48"   | 430 lbs.           | 671W5S       | 671W5A | 6240          |
| 18"   | 36"   | 700 lbs.           | 673-5S       | 673-5A | 6231          |
| 18"   | 48"   | 440 lbs.           | 673W5S       | 673W5A | 6241          |
| 24"   | 36"   | 721 lbs.           | 675-5S       | 675-5A | 6232          |
| 24"   | 48"   | 450 lbs.           | 675W5S       | 675W5A | 6242          |
| 36"   | 36"   | 690 lbs.           | 677-5S       | 677-5A | 6234          |

reflective white back and end panels are standard, regardless of shelf color.

add R, B, or G to the end of the part numbers for color

All products are available in 3 colors



Red



Blue



Gray

# V-Grip™ Shelving with Drawers - open and closed preconfigured units



**DRAWERS INCLUDED:**  
1-3" high, 1-4<sup>1</sup>/<sub>2</sub>" high, 1-6" high & 1-7<sup>1</sup>/<sub>2</sub>" high

| Drawer Depth | Drawer Width | Capacity Per Drawer | Starter Part No. | Add-On Part No. |
|--------------|--------------|---------------------|------------------|-----------------|
| 18"          | 36"          | 200lb               | 4220VNS          | 4220VNA         |
|              | 36"          | 400lb               | 4220VHS          | 4220VHA         |
|              | 48"          | 400lb               | 4240VHS          | 4240VHA         |
| 24"          | 36"          | 200lb               | 4230VNS          | 4230VNA         |
|              | 36"          | 400lb               | 4230VHS          | 4230VHA         |
|              | 48"          | 400lb               | 4250VHS          | 4250VHA         |



**DRAWERS INCLUDED:**  
2-4<sup>1</sup>/<sub>2</sub>" high & 2-6<sup>1</sup>/<sub>2</sub>" high

| Drawer Depth | Drawer Width | Capacity Per Drawer | Starter Part No. | Add-On Part No. |
|--------------|--------------|---------------------|------------------|-----------------|
| 18"          | 36"          | 200lb               | 4221VNS          | 4221VNA         |
|              | 36"          | 400lb               | 4221VHS          | 4221VHA         |
|              | 48"          | 400lb               | 4241VHS          | 4241VHA         |
| 24"          | 36"          | 200lb               | 4231VNS          | 4231VNA         |
|              | 36"          | 400lb               | 4231VHS          | 4231VHA         |
|              | 48"          | 400lb               | 4251VHS          | 4251VHA         |



**DRAWERS INCLUDED:**  
2-3" high, 1-4<sup>1</sup>/<sub>2</sub>" high & 1-7<sup>1</sup>/<sub>2</sub>" high

| Drawer Depth | Drawer Width | Capacity Per Drawer | Starter Part No. | Add-On Part No. |
|--------------|--------------|---------------------|------------------|-----------------|
| 18"          | 36"          | 200lb               | 4222VNS          | 4222VNA         |
|              | 36"          | 400lb               | 4222VHS          | 4222VHA         |
|              | 48"          | 400lb               | 4242VHS          | 4242VHA         |
| 24"          | 36"          | 200lb               | 4232VNS          | 4232VNA         |
|              | 36"          | 400lb               | 4232VHS          | 4232VHA         |
|              | 48"          | 400lb               | 4252VHS          | 4252VHA         |



**DRAWERS INCLUDED:**  
4-4<sup>1</sup>/<sub>2</sub>" high

| Drawer Depth | Drawer Width | Capacity Per Drawer | Starter Part No. | Add-On Part No. |
|--------------|--------------|---------------------|------------------|-----------------|
| 18"          | 36"          | 200lb               | 4223VNS          | 4223VNA         |
|              | 36"          | 400lb               | 4223VHS          | 4223VHA         |
|              | 48"          | 400lb               | 4243VHS          | 4243VHA         |
| 24"          | 36"          | 200lb               | 4233VNS          | 4233VNA         |
|              | 36"          | 400lb               | 4233VHS          | 4233VHA         |
|              | 48"          | 400lb               | 4253VHS          | 4253VHA         |

## Modular Drawers in V-Grip™ Shelving

- Small parts are stored ergonomically in the "gold zone" (between shoulders and knees) for easy access
- Bulk storage space for larger items is available above and below the drawers
- 100% drawer extension provides full drawer access
- 200 lb. (36" width) and 400 lb. (36" width and 48" width) capacities available
- Each drawer is individually mounted to the V-Grip™ upright posts utilizing Equipto's exclusive bracket system
- Drawers are individually adjustable and can be added at any time without disassembly of the unit.
- Reflective White back and side panels enhance visibility

## GOLDZONE

The same versatile V-Grip™ design that gives you the flexibility to add wire shelving and lockable cabinets can also be configured so that all your modular drawers are between your shoulders and knees, or in the "GOLD ZONE". Consequently, there's no squatting, stretching or straining to store and retrieve parts and tools.

Wire Shelf


Reflective White, side/back panels

Modular Drawers



\*All units come with 5 solid shelves. Optional wire shelf is shown in unit pictures. For additional shelves please see page 2, item E (Solid Shelves) and item F (Wire Shelves). No Divider Kits included, refer to page 8 for Divider Kit options.

All products are available in 3 colors



# Workcenters

All products are available in 3 colors



### Hardwood Topped Modular Drawer Benches

| Bench Length | Stock Number |
|--------------|--------------|
| 5'           | 2576-5W      |
| 6'           | 2576-6W      |
| 8'           | 2576-8W      |
| 10'          | 2596-10W     |

\*Please specify which color you would like

### Closed Leg Workcenters with Painted Steel Top

| Bench Length | Stock Number |
|--------------|--------------|
| 4'           | 275U4        |
| 5'           | 275U5        |
| 6'           | 275U6        |
| 8'           | 275U8        |

\*Please specify which color you would like

### Pedestal Benches with Painted Steel Top

| Bench Length | Part Number |
|--------------|-------------|
| 4'           | 255U4       |
| 5'           | 255U5       |
| 6'           | 255U6       |
| 8'           | 255U8       |

\*Please specify which color you would like



## 2300 Series Open Leg Workcenters



| Depth | Height              | Length | -----Steel Tops ----- |                      | ----- Wood Tops ----- |         | -----Hardboard on Steel ----- |                     | ESD<br>Anti-Static |
|-------|---------------------|--------|-----------------------|----------------------|-----------------------|---------|-------------------------------|---------------------|--------------------|
|       |                     |        | ----- Backstop -----  | ----- Backstop ----- | Bonded                | Bonded  | -----Backstop -----           | -----Backstop ----- |                    |
|       |                     |        | With                  | Without              | Hardwood              | Wood    | With                          | Without             |                    |
| 30"   | 29"                 | 4'     | 2321U4                | 2321D4               | 2321-4W               | 2321-4B | 2321U4M                       | 2321D4M             | 2321-4C            |
|       |                     | 5'     | 2321U5                | 2321D5               | 2321-5W               | 2321-5B | 2321U5M                       | 2321D5M             | 2321-5C            |
|       |                     | 6'     | 2321U6                | 2321D6               | 2321-6W               | 2321-6B | 2321U6M                       | 2321D6M             | 2321-6C            |
|       |                     | 8'     | 2321U8                | 2321D8               | 2321-8W               | 2321-8B | 2321U8M                       | 2321D8M             | 2321-8C            |
|       | 31 <sup>1/4</sup> " | 4'     | 2322U4                | 2322D4               | 2322-4W               | 2322-4B | 2322U4M                       | 2322D4M             | 2322-4C            |
|       |                     | 5'     | 2322U5                | 2322D5               | 2322-5W               | 2322-5B | 2322U5M                       | 2322D5M             | 2322-5C            |
|       |                     | 6'     | 2322U6                | 2322D6               | 2322-6W               | 2322-6B | 2322U6M                       | 2322D6M             | 2322-6C            |
|       |                     | 8'     | 2322U8                | 2322D8               | 2322-8W               | 2322-8B | 2322U8M                       | 2322D8M             | 2322-8C            |
| 34"   | 4'                  | 2323U4 | 2323D4                | 2323-4W              | 2323-4B               | 2323U4M | 2323D4M                       | 2323-4C             |                    |
|       | 5'                  | 2323U5 | 2323D5                | 2323-5W              | 2323-5B               | 2323U5M | 2323D5M                       | 2323-5C             |                    |
|       | 6'                  | 2323U6 | 2323D6                | 2323-6W              | 2323-6B               | 2323U6M | 2323D6M                       | 2323-6C             |                    |
|       | 8'                  | 2323U8 | 2323D8                | 2323-8W              | 2323-8B               | 2323U8M | 2323D8M                       | 2323-8C             |                    |

All models also available in a 36" depth. Please contact your sales representative for further details.

# 30" Wide Modular Drawer Cabinets

- 400 pound capacity drawers
- 100% drawer extension
- One piece welded frames
- Fork lift channels on base of cabinet
- Optional unit locking mechanism available
- 27<sup>3/4</sup>" Deep
- Anchor Bolts included with 44" & 59" H

Modular Drawer Cabinets provide a versatile system for high-density storage of parts, tools and equipment. Equipto's design utilizes precision-engineered components in a rugged design that will provide years of reliable performance. Maximum utilization of space results in higher storage efficiency and reduced time for the retrieval of stored items



## 30" Wide Modular Drawer Cabinets - preconfigured units

All products are available in 3 colors



Red Blue Gray

### 30" W x 27<sup>3/4</sup>" D x 33<sup>1/2</sup>" H



**4430h**  
Drawer/Dividers Included  
(8) 3" h "H" type  
(1) 4.5" h "H" type  
Order #4430 for unit without divider kits.\*



**4431h**  
Drawer/Dividers Included  
(2) 3" h "H" type  
(5) 4.5" h "H" type  
Order #4431 for unit without divider kits.\*



**4432h**  
Drawer/Dividers Included  
(1) 3" h "H" type  
(1) 6" h "H" type  
(1) 7.5" h "H" type  
(1) 12" h "H" type  
Order #4432 for unit without divider kits.\*



**4433h**  
Drawer/Dividers Included  
(1) 3" h "H" type  
(3) 4.5" h "H" type  
(2) 6" h "H" type  
Order #4433 for unit without divider kits.\*



**4434h**  
Drawer/Dividers Included  
(5) 4.5" h "H" type  
(1) 6" h "H" type  
Order #4434 for unit without divider kits.\*

### 30" W x 27<sup>3/4</sup>" D x 44" H



**4411-01**  
Drawer/Dividers Included  
(1) 3" h "C" type  
(3) 4.5" h "E" type  
(2) 4.5" h "G" type  
(3) 4.5" h "P" type  
Order #4411 for unit without divider kits.\*



**4414-01**  
Drawer/Dividers Included  
(3) 3" h "C" type  
(1) 4.5" h "E" type  
(1) 6" h "F" type  
(1) 7.5" h "S" type  
(1) 12" h "L" type  
Order #4414 for unit without divider kits.\*



**4415-01**  
Drawer/Dividers Included  
(1) 7.5" h "F" type  
(1) 9" h "G" type  
(1) 10.5" h "G" type  
(1) 12" h "H" type  
Order #4415 for unit without divider kits.\*



**4416-01**  
Drawer/Dividers Included  
(3) 4.5" h "P" type  
(3) 6" h "G" type  
(1) 7.5" h "S" type  
Order #4416 for unit without divider kits.\*



**4418-01**  
Drawer/Dividers Included  
(2) 9" h "S" type  
(2) 10.5" h "H" type  
Order #4418 for unit without divider kits.\*

# 30" Wide Modular Drawer Cabinets

All products are available in 3 colors



## 30" W x 27<sup>3</sup>/<sub>4</sub>" D x 59" H



**4420-01**  
 Drawer/Dividers Included  
 (3) 3"h "C" type  
 (5) 3"h "E" type  
 (5) 3"h "F" type  
 (5) 3"h "N" type  
 Order #4420 for unit without divider kits.\*



**4423-01**  
 Drawer/Dividers Included  
 (2) 3"h "C" type  
 (3) 3"h "N" type  
 (3) 4.5"h "E" type  
 (4) 4.5"h "F" type  
 (1) 7.5"h "G" type  
 Order #4423 for unit without divider kits.\*



**4424-01**  
 Drawer/Dividers Included  
 (3) 3"h "C" type  
 (3) 4.5"h "E" type  
 (2) 6"h "G" type  
 (1) 7.5"h "S" type  
 (1) 12"h "L" type  
 Order #4424 for unit without divider kits.\*



**4427-01**  
 Drawer/Dividers Included  
 (3) 6"h "F" type  
 (2) 6"h "G" type  
 (2) 7.5"h "S" type  
 (1) 9"h "H" type  
 Order #4427 for unit without divider kits.



**4428-01**  
 Drawer/Dividers Included  
 (1) 4.5"h "E" type  
 (3) 6"h "R" type  
 (3) 7.5"h "G" type  
 (1) 9"h "S" type  
 Order #4428 for unit without divider kits.

## 30" W x 27<sup>3</sup>/<sub>4</sub>" D x 38" H



**443038-042-01**  
 Drawer/Dividers Included  
 (4) 4.5"h "N" type  
 (2) 7.5"h "N" type  
 Order #443038-042MT for unit without divider kits.



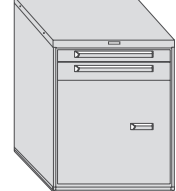
**443038-005-01**  
 Drawer/Dividers Included  
 (1) 6"h "E" type  
 (4) 6.75"h "E" type  
 Order #443038-005MT for unit without divider kits.



**443038-512-01**  
 Drawer/Dividers Included  
 (5) 3"h "N" type  
 (1) 4.5"h "R" type  
 (1) 6.75"h "R" type  
 (1) 6.75"h "E" type  
 Order #443038-512MT for unit without divider kits.




**443038-412-01**  
 Drawer/Dividers Included  
 (4) 3"h "N" type  
 (1) 4.5"h "R" type  
 (1) 7.5"h "E" type  
 (1) 9"h "F" type  
 Order #443038-412MT for unit without divider kits.



**443038-11D-N**  
 Drawer/Dividers Included  
 (2) 4.5"h "N" type  
 (1) 24"h Flush Cabinet Door  
 Order #443038-11DMT for unit without divider kits.

# 30" Wide Modular Drawer Cabinets - divider kits



| Locks              |          |
|--------------------|----------|
| Description        | Part No. |
| Lock               | 4101     |
| Lock - Keyed Alike | 4101KA   |

NOTE: If you are ordering more than one cabinet and want all the locks to be the same on each cabinet, order lock 4101KA for each cabinet



# Mobile Aisle Systems

Equipto's Mobile Aisle System combines the benefits of high-density storage with the flexibility of V-Grip shelving, Modular Drawers and Bulk Rack. By reducing the number of access aisles you can save as much as 50% of your floor space or double your storage capacity in the same space you are currently using.

**A. Bulk rack beams** provide storage levels up to 96" in length

**B. Wire shelves** provide optimum flow of air and light

**C. Modular drawers** in 48 standard sizes and 200 or 400lb. capacity

**D. Mechanical-assist drive system** requires only 1 lb. of effort to move 10,000 lbs. of load

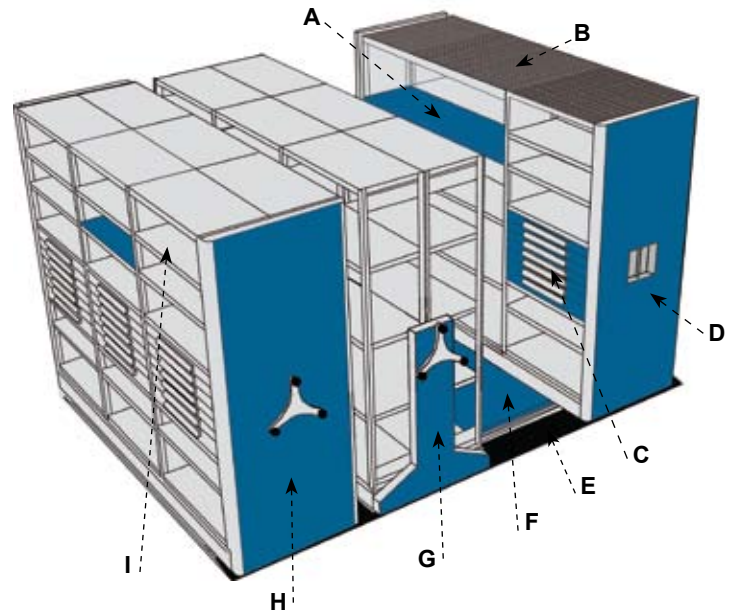
**E. Ramp** available in standard 12" or 24" to accommodate ADA requirements

**F. Modular platform** is surface mounted with re-levelable rails

**G. Open style drive column** provides greater visibility of items stored in the mobile aisle system

**H. Closed style drive column** for enhanced security

**I. Heavy duty solid shelves**



Contact your local Sales Representative for Assistance

# Mezzanines

- Double floor capacity
- Modular design lets you add units as needed
- Expert engineering design support
- Cost-effective
- Customized solution to the problem of limited space

Contact your local Sales Representative for Assistance



# Techbench Workcenters

The Equipto Techbench Workcenter combines essential service facility equipment and hi-tech storage functionality to organize every aspect of a technician's workspace

Contact your local Sales Representative for Assistance



# Tool Cabinets

Modular Tool Cabinets offer the ability for different storage uses within the same cabinet. With the option of combining drawers and shelves, the uses of a Tool Cabinet are limitless. Add mobility by adding a kaster and handle kit.

### Some available features:

- Drawer partitions and dividers
- Drawer liners
- Adjustable shelves
- Keyed-alike lock for doors
- Many hard-top surfaces to choose from
- Single lock system for all drawers (included)
- Lock-In Lock-Out feature on all drawers of mobile cabinets



Contact your local Sales Representative for Assistance



# Quick View Cabinets

### Features

- UV, break and scratch resistant Lexan panels are mounted in both door frames for an unobstructed view of the cabinet's contents.
- Each shelf has a 225 lb. capacity per shelf - adjustable in 2" increments
- Cabinet doors have a 3-point locking mechanism with one chrome plated handle.
- Multiple cabinets can be keyed alike or individually.
- Dollies are available for the 78" high cabinets for ease of movement.



All products are available in 3 colors



### Quick-View Storage Cabinets

| Catalog Number | Description           | Width | Depth | Height | Weight   |
|----------------|-----------------------|-------|-------|--------|----------|
| QVC301226SU    | Wall Hung QVS Cabinet | 30"   | 12"   | 26"    | 41 lbs.  |
| QVC361842SU    | QVS Cabinet           | 36"   | 18"   | 42"    | 90 lbs.  |
| QVC361878SU    | QVS Cabinet           | 36"   | 18"   | 78"    | 245 lbs. |
| QVC362478SU    | QVS Cabinet           | 36"   | 24"   | 78"    | 265 lbs. |
| QVC482478SU    | QVS Cabinet           | 48"   | 24"   | 78"    | 285 lbs. |

Equipto Quick-View Storage Cabinets offer the perfect appearance, capacity visibility and security for your plant or office.

# Flammable Liquid Storage Cabinets



Equipto Flammable Liquid Storage Cabinets meet all the requirements for storage of hazardous materials. Use them for volatile liquids that need to be safely contained such as:

- Alcohol
- Acetone
- Formaldehyde
- Gasoline
- Paint



These cabinets can be conveniently placed wherever safe housekeeping procedures or ease of accessibility dictate.

## Protect your personnel and your business

- Galvanized steel shelves and leveling legs
- Support up to 350 lbs.
- Internal and external welded construction
- 18 gauge steel reinforced double wall panel construction
- 2" raised leakproof sill
- 2" vent with fire baffle and cap
- Ground connection
- Lead-free high gloss baked on powder finish
- 3 point key lock doors
- Meet OSHA and NFPA Code 30 Specifications
- Self-closing models meet UFC 79



| Part No. | Description                                | Dimensions W x D x H    | Weight (lbs.) |
|----------|--|-------------------------|---------------|
| FSC15S   | 15 Gal Two Door Self-Closing               | 43" x 18" x 22 1/4"     | 145           |
| FSC15M   | 15 Gal Two Door Manual Close               | 43" x 18" x 22 1/4"     | 135           |
| FSC30M   | 30 Gal Two Door, One Shelf, Manual Close   | 43" x 18" x 44"         | 247           |
| FSC30S   | 30 Gal Two Door, One Shelf, Self-Closing   | 43" x 18" x 44"         | 257           |
| FSC45M   | 45 Gal Two Door, Two Shelves, Manual Close | 43" x 18" x 65"         | 342           |
| FSC45S   | 45 Gal Two Door, Two Shelves, Self-Closing | 43" x 18" x 65"         | 353           |
| FSC60M   | 60 Gal Two Door, Two Shelves, Manual Close | 31 1/4" x 31 1/4" x 65" | 354           |
| FSC60S   | 60 Gal Two Door, Two Shelves, Self-Closing | 31 1/4" x 31 1/4" x 65" | 364           |
| FSC90M   | 90 Gal Two Door, Two Shelves, Manual Close | 43" x 34" x 65"         | 465           |
| FSC90S   | 90 Gal Two Door, Two Shelves, Self-Closing | 43" x 34" x 65"         | 475           |

Flammable liquid storage cabinets have a standard color of safety yellow

# Storage Cabinets



## Spacious Cabinet

Rugged cabinet in 2 depths features locking handles and 4 adjustable shelves (2" centers). extra shelves can be added

Part No. 1710/1715



## Combination Cabinet

Versatile unit with 5 shelves plus wardrobe area with a rod and 4 hooks. divider panel permits locating wardrobe on either side. extra shelves can be added

Part No. 1714/1719

| Cabinet Description | Width | Depth | Height | Part No. | Extra Shelf Part No. | Additional Description                   |
|---------------------|-------|-------|--------|----------|----------------------|--|
| 5-shelf             | 36"   | 18"   | 78"    | 16027    | 1710                 | With four adjustable shelves             |
| 5-shelf             | 36"   | 24"   | 78"    | 16029    | 1715                 |  |
| Combination         | 36"   | 18"   | 78"    | 16032    | 1714                 | One side five shelves, one side wardrobe |
| Combination         | 36"   | 24"   | 78"    | 16033    | 1719                 | One full width shelf 11" below top       |
| Locking Handle      |       |       |        |          | 11245                |  |
| Rigid Handle        |       |       |        |          | 11246                |  |
| Key                 |       |       |        |          | 10428                |  |

All cabinets shipped un-assembled, unless otherwise noted.



***EQUIPTO Storage Equipment from Affiliated Distributors!***



***AFFILIATED DISTRIBUTORS***



***[www.equipto.com](http://www.equipto.com)***