

# EQUIPTO®

ONE DECISION • INFINITE SOLUTIONS

YOUR SINGLE SOURCE FOR:

| MOBILE AISLE SYSTEMS

| SHELVING AND RACKS

| MODULAR CABINETS

| WORKCENTERS

| MEZZANINE

| WORKBENCHES



Buy online at [www.gsaAdvantage.gov](http://www.gsaAdvantage.gov) - keyword:equipto

Providing USA manufactured storage systems under GSA Contracts

GS-27F-5057C and GS-28F-7069G.



FIELD MAINTENANCE SHOP: PA#1  
HIGH DENSITY STORAGE



FORT BRAGG  
HUMMER ACCESS MEZZANINE



WIANG MADISON  
DRAWER STORAGE CABINETS



INDIAN TOWN GAP, PA  
BULK RACK SHELVING



FIELD MAINTENANCE SHOP  
TRANSPORT CABINETS




FIELD MAINTENANCE SHOP: NY#4  
WORK CENTERS

# V-Grip™ Bulk Rack

V-Grip™ Bulk Rack is designed to accommodate longer spans and heavier loads than conventional shelving. Bulk Rack beams engage V-Grip upright posts providing a rigid connection. Bulk Rack levels are designed to carry load capacities from 1500 lbs. to 3000 lbs. per level, depending on beam span length and deck material used.

**ALL sizes come standard with steel decking**



## Standard Duty

three level bulk rack with steel decking

Part No.	Add-On	Description
1007D63S	1007D63A	36"x72"x84" Rack
1007D64S	1007D64A	48"x72"x84" Rack

## Medium Duty

three level bulk rack with steel decking

Part No.	Add-On	Description
1017D83S	1017D83A	36"x96"x84" Rack
1017D84S	1017D84A	48"x96"x84" Rack

## Heavy Duty

three level bulk rack with steel decking

Part No.	Add-On	Description
1027D83S	1027D83A	36"x96"x84" Rack
1027D84S	1027D84A	48"x96"x84" Rack

# V-Grip™ Shelving

V-Grip™ Shelving provides unlimited versatility in making efficient use of space, floor to ceiling, with simple tools. Custom design your system with wire shelves on top to filter light and air, drawers to increase storage capacity and locking doors to secure valuable tools and equipment; or choose from a variety of preconfigured units. With V-Grip™ Shelving, you have the total flexibility to design or choose the system that meets your needs.

## V-Grip™ Shelving - components

Structural Integrity comes from the integration of Equipto's exclusive V-Grip™ upright post and heavy-duty, compression-fit components. When ordering V-Grip™ shelving by component, remember:


- 1) Two shelving ends are required per section and any number may be joined together in continuous row applications. A complete run of shelving only grows 1<sup>5/8"</sup> no matter the length of the run.
- 2) Back sway braces and solid back panels can be shared between back-to-back units.
- 3) Closed shelving ends and solid back panels are finished in standard reflective white paint to enhance visibility in parts storage areas.
- 4) V-Grip™ shelves are heavy duty, 18-gauge steel and are provided with 4 corner reinforcements per shelf, which provide a friction fit to V-Grip™ upright posts.



Equipto's exclusive Wire Shelf design combines wire truss supports with a heavy-duty waterfall shelf to provide:


- Increased visibility of items on upper shelves
- Better flow of air, light, & sprinklers
- Capacity equal to heavy-duty 18 gauge solid steel shelves

# V-Grip™ Shelving - components




Open Shelving Ends (d x h)	
Description	Part No.
12" x 84" open	6702
18" x 84" open	6712
24" x 84" open	6722
12" x 96" open	6703
18" x 96" open	6713
24" x 96" open	6723

84" and 96" high open shelving ends come with 2 upright posts and 2 end brace plates.



Back Sway Braces	
Description	Part No.
36" back, pair	6416
48" back, pair	6417



Wire Shelves-truss included (d x h)	
Description	Part no.
12" deep x 36" wide	6063
12" deep x 48" wide	6064
18" deep x 36" wide	6073
18" deep x 48" wide	6074
24" deep x 36" wide	6083
24" deep x 48" wide	6084




Closed Shelving Ends (d x h)	
Description	Part No.
12" x 84" Closed	6707
18" x 84" Closed	6717
24" x 84" Closed	6727
12" x 96" Closed	6708
18" x 96" Closed	6718
24" x 96" Closed	6728

84" high Closed Shelving Ends come with 2 upright posts and 2 end panels. 96" high Closed Shelving Ends come with 2 upright posts and 3 end panels.




Solid Back Panels	
Description	Part No.
36" x 84" high or less	7588-2
36" x over 84" (to 10')	7588-3
48" x 84" high or less	7589-2
48" x over 84" (to 10')	7589-3



Heavy Duty 18ga Solid Shelves (d x w)	
Description	Part No.
12" x 36"	6230
18" x 36"	6231
12" x 48"	6240
18" x 48"	6241
24" x 36"	6232
24" x 48"	6242

All products are available in 3 colors



# V-Grip™ Shelving - accessories

## Hinged Double Doors for V-Grip™ Shelving

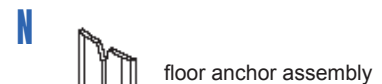
- Rigid door and frame assembly, sturdy hinges, 3-point latches and chrome handle with key lock
- Attaches quickly and easily to v-grip™ shelving units



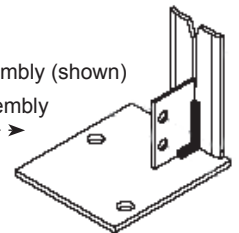
Doors for Shelving	
Description	Part No.
36" wide x 84" high	18035
36" wide x 42" high	18043
36" wide x 34 <sup>1/2</sup> " high	18036
48" wide x 84" high	18435
48" wide x 42" high	18443
48" wide x 34 <sup>1/4</sup> " high	18436



V-Grip™ Post - top/bottom caps	
Description	Part No.
Top/Bottom Cap-White	10177
Top/Bottom Cap-Black	10177B



LH corner floor anchor assembly (shown)  
RH corner floor anchor assembly



## Seismic Footplates

Description	Part No.
Floor anchor assembly	190317A
LH corner floor anchor assembly	190319A
RH corner floor anchor assembly	190320A

All products are available in 3 colors



## V-Grip™ Shelving - open preconfigured units



### Open Shelving

Depth	Width	Capacity Per Shelf	Five Shelves		
			Starter	Add-On	Extra Shelf
12"	36"	650 lbs.	661-5S	661-5A	6230
12"	48"	430 lbs.	661W5S	661W5A	6240
18"	36"	700 lbs.	663-5S	663-5A	6231
18"	48"	440 lbs.	663W5S	663W5A	6241
24"	36"	721 lbs.	665-5S	665-5A	6232
24"	48"	450 lbs.	665W5S	665W5A	6242
36"	36"	670 lbs.	667-5S	667-5A	6234

add R, B, or G to the end of the part numbers for color

## V-Grip™ Shelving - closed preconfigured units



### Closed shelving

Depth	Width	Capacity Per Shelf	Five Shelves		
			Starter	Add-On	Extra Shelves
12"	36"	650 lbs.	671-5S	671-5A	6230
12"	48"	430 lbs.	671W5S	671W5A	6240
18"	36"	700 lbs.	673-5S	673-5A	6231
18"	48"	440 lbs.	673W5S	673W5A	6241
24"	36"	721 lbs.	675-5S	675-5A	6232
24"	48"	450 lbs.	675W5S	675W5A	6242
36"	36"	690 lbs.	677-5S	677-5A	6234

reflective white back and end panels are standard, regardless of shelf color.

add R, B, or G to the end of the part numbers for color

All products are available in 3 colors



Red



Blue



Gray

# V-Grip™ Shelving with Drawers - open and closed preconfigured units



**DRAWERS INCLUDED:**  
1-3" high, 1-4<sup>1</sup>/<sub>2</sub>" high, 1-6" high & 1-7<sup>1</sup>/<sub>2</sub>" high

Drawer Depth	Drawer Width	Capacity Per Drawer	Starter Part No.	Add-On Part No.
18"	36"	200lb	4220VNS	4220VNA
	36"	400lb	4220VHS	4220VHA
	48"	400lb	4240VHS	4240VHA
24"	36"	200lb	4230VNS	4230VNA
	36"	400lb	4230VHS	4230VHA
	48"	400lb	4250VHS	4250VHA



**DRAWERS INCLUDED:**  
2-4<sup>1</sup>/<sub>2</sub>" high & 2-6<sup>1</sup>/<sub>2</sub>" high

Drawer Depth	Drawer Width	Capacity Per Drawer	Starter Part No.	Add-On Part No.
18"	36"	200lb	4221VNS	4221VNA
	36"	400lb	4221VHS	4221VHA
	48"	400lb	4241VHS	4241VHA
24"	36"	200lb	4231VNS	4231VNA
	36"	400lb	4231VHS	4231VHA
	48"	400lb	4251VHS	4251VHA



**DRAWERS INCLUDED:**  
2-3" high, 1-4<sup>1</sup>/<sub>2</sub>" high & 1-7<sup>1</sup>/<sub>2</sub>" high

Drawer Depth	Drawer Width	Capacity Per Drawer	Starter Part No.	Add-On Part No.
18"	36"	200lb	4222VNS	4222VNA
	36"	400lb	4222VHS	4222VHA
	48"	400lb	4242VHS	4242VHA
24"	36"	200lb	4232VNS	4232VNA
	36"	400lb	4232VHS	4232VHA
	48"	400lb	4252VHS	4252VHA



**DRAWERS INCLUDED:**  
4-4<sup>1</sup>/<sub>2</sub>" high

Drawer Depth	Drawer Width	Capacity Per Drawer	Starter Part No.	Add-On Part No.
18"	36"	200lb	4223VNS	4223VNA
	36"	400lb	4223VHS	4223VHA
	48"	400lb	4243VHS	4243VHA
24"	36"	200lb	4233VNS	4233VNA
	36"	400lb	4233VHS	4233VHA
	48"	400lb	4253VHS	4253VHA

## Modular Drawers in V-Grip™ Shelving

- Small parts are stored ergonomically in the "gold zone" (between shoulders and knees) for easy access
- Bulk storage space for larger items is available above and below the drawers
- 100% drawer extension provides full drawer access
- 200 lb. (36" width) and 400 lb. (36" width and 48" width) capacities available
- Each drawer is individually mounted to the V-Grip™ upright posts utilizing Equipto's exclusive bracket system
- Drawers are individually adjustable and can be added at any time without disassembly of the unit.
- Reflective White back and side panels enhance visibility

## GOLDZONE

The same versatile V-Grip™ design that gives you the flexibility to add wire shelving and lockable cabinets can also be configured so that all your modular drawers are between your shoulders and knees, or in the "GOLD ZONE". Consequently, there's no squatting, stretching or straining to store and retrieve parts and tools.

Wire Shelf

Reflective White, side/back panels

Modular Drawers



\*All units come with 5 solid shelves. Optional wire shelf is shown in unit pictures. For additional shelves please see page 2, item E (Solid Shelves) and item F (Wire Shelves). No Divider Kits included, refer to page 8 for Divider Kit options.

All products are available in 3 colors



Red

Blue

Gray

# Workcenters

All products are available in 3 colors



### Hardwood Topped Modular Drawer Benches

Bench Length	Stock Number
5'	2576-5W
6'	2576-6W
8'	2576-8W
10'	2596-10W

\*Please specify which color you would like

### Closed Leg Workcenters with Painted Steel Top

Bench Length	Stock Number
4'	275U4
5'	275U5
6'	275U6
8'	275U8

\*Please specify which color you would like

### Pedestal Benches with Painted Steel Top

Bench Length	Part Number
4'	255U4
5'	255U5
6'	255U6
8'	255U8

\*Please specify which color you would like



## 2300 Series Open Leg Workcenters



Depth	Height	Length	-----Steel Tops -----		----- Wood Tops -----		-----Hardboard on Steel -----		ESD Anti-Static
			With Backstop	Without Backstop	Hardwood	Bonded Wood	With Backstop	Without Backstop	
30"	29"	4'	2321U4	2321D4	2321-4W	2321-4B	2321U4M	2321D4M	2321-4C
		5'	2321U5	2321D5	2321-5W	2321-5B	2321U5M	2321D5M	2321-5C
		6'	2321U6	2321D6	2321-6W	2321-6B	2321U6M	2321D6M	2321-6C
		8'	2321U8	2321D8	2321-8W	2321-8B	2321U8M	2321D8M	2321-8C
	31 <sup>1/4</sup> "	4'	2322U4	2322D4	2322-4W	2322-4B	2322U4M	2322D4M	2322-4C
		5'	2322U5	2322D5	2322-5W	2322-5B	2322U5M	2322D5M	2322-5C
		6'	2322U6	2322D6	2322-6W	2322-6B	2322U6M	2322D6M	2322-6C
		8'	2322U8	2322D8	2322-8W	2322-8B	2322U8M	2322D8M	2322-8C
34"	4'	2323U4	2323D4	2323-4W	2323-4B	2323U4M	2323D4M	2323-4C	
	5'	2323U5	2323D5	2323-5W	2323-5B	2323U5M	2323D5M	2323-5C	
	6'	2323U6	2323D6	2323-6W	2323-6B	2323U6M	2323D6M	2323-6C	
	8'	2323U8	2323D8	2323-8W	2323-8B	2323U8M	2323D8M	2323-8C	

All models also available in a 36" depth. Please contact your sales representative for further details.

# 30" Wide Modular Drawer Cabinets

- 400 pound capacity drawers
- 100% drawer extension
- One piece welded frames
- Fork lift channels on base of cabinet
- Optional unit locking mechanism available
- 27<sup>3/4</sup>" Deep
- Anchor Bolts included with 44" & 59" H

Modular Drawer Cabinets provide a versatile system for high-density storage of parts, tools and equipment. Equipto's design utilizes precision-engineered components in a rugged design that will provide years of reliable performance. Maximum utilization of space results in higher storage efficiency and reduced time for the retrieval of stored items



## 30" Wide Modular Drawer Cabinets - preconfigured units

All products are available in 3 colors



Red Blue Gray

### 30" W x 27<sup>3/4</sup>" D x 33<sup>1/2</sup>" H



**4430h**  
Drawer/Dividers Included  
(8) 3" h "H" type  
(1) 4.5" h "H" type  
Order #4430 for unit without divider kits.\*



**4431h**  
Drawer/Dividers Included  
(2) 3" h "H" type  
(5) 4.5" h "H" type  
Order #4431 for unit without divider kits.\*



**4432h**  
Drawer/Dividers Included  
(1) 3" h "H" type  
(1) 6" h "H" type  
(1) 7.5" h "H" type  
(1) 12" h "H" type  
Order #4432 for unit without divider kits.\*



**4433h**  
Drawer/Dividers Included  
(1) 3" h "H" type  
(3) 4.5" h "H" type  
(2) 6" h "H" type  
Order #4433 for unit without divider kits.\*



**4434h**  
Drawer/Dividers Included  
(5) 4.5" h "H" type  
(1) 6" h "H" type  
Order #4434 for unit without divider kits.\*

### 30" W x 27<sup>3/4</sup>" D x 44" H



**4411-01**  
Drawer/Dividers Included  
(1) 3" h "C" type  
(3) 4.5" h "E" type  
(2) 4.5" h "G" type  
(3) 4.5" h "P" type  
Order #4411 for unit without divider kits.\*



**4414-01**  
Drawer/Dividers Included  
(3) 3" h "C" type  
(1) 4.5" h "E" type  
(1) 6" h "F" type  
(1) 7.5" h "S" type  
(1) 12" h "L" type  
Order #4414 for unit without divider kits.\*



**4415-01**  
Drawer/Dividers Included  
(1) 7.5" h "F" type  
(1) 9" h "G" type  
(1) 10.5" h "G" type  
(1) 12" h "H" type  
Order #4415 for unit without divider kits.\*




**4416-01**  
Drawer/Dividers Included  
(3) 4.5" h "P" type  
(3) 6" h "G" type  
(1) 7.5" h "S" type  
Order #4416 for unit without divider kits.\*



**4418-01**  
Drawer/Dividers Included  
(2) 9" h "S" type  
(2) 10.5" h "H" type  
Order #4418 for unit without divider kits.\*

# 30" Wide Modular Drawer Cabinets

All products are available in 3 colors



## 30" W x 27<sup>3</sup>/<sub>4</sub>" D x 59" H



**4420-01**  
Drawer/Dividers Included  
(3) 3" h "C" type  
(5) 3" h "E" type  
(5) 3" h "F" type  
(5) 3" h "N" type  
Order #4420 for unit without divider kits.\*



**4423-01**  
Drawer/Dividers Included  
(2) 3" h "C" type  
(3) 3" h "N" type  
(3) 4.5" h "E" type  
(4) 4.5" h "F" type  
(1) 7.5" h "G" type  
Order #4423 for unit without divider kits.\*



**4424-01**  
Drawer/Dividers Included  
(3) 3" h "C" type  
(3) 4.5" h "E" type  
(2) 6" h "G" type  
(1) 7.5" h "S" type  
(1) 12" h "L" type  
Order #4424 for unit without divider kits.\*



**4427-01**  
Drawer/Dividers Included  
(3) 6" h "F" type  
(2) 6" h "G" type  
(2) 7.5" h "S" type  
(1) 9" h "H" type  
Order #4427 for unit without divider kits.



**4428-01**  
Drawer/Dividers Included  
(1) 4.5" h "E" type  
(3) 6" h "R" type  
(3) 7.5" h "G" type  
(1) 9" h "S" type  
Order #4428 for unit without divider kits.

## 30" W x 27<sup>3</sup>/<sub>4</sub>" D x 38" H



**443038-042-01**  
Drawer/Dividers Included  
(4) 4.5" h "N" type  
(2) 7.5" h "N" type  
Order #443038-042MT for unit without divider kits.



**443038-005-01**  
Drawer/Dividers Included  
(1) 6" h "E" type  
(4) 6.75" h "E" type  
Order #443038-005MT for unit without divider kits.



**443038-512-01**  
Drawer/Dividers Included  
(5) 3" h "N" type  
(1) 4.5" h "R" type  
(1) 6.75" h "R" type  
(1) 6.75" h "E" type  
Order #443038-512MT for unit without divider kits.





**443038-412-01**  
Drawer/Dividers Included  
(4) 3" h "N" type  
(1) 4.5" h "R" type  
(1) 7.5" h "E" type  
(1) 9" h "F" type  
Order #443038-412MT for unit without divider kits.



**443038-11D-N**  
Drawer/Dividers Included  
(2) 4.5" h "N" type  
(1) 24" h Flush Cabinet Door  
Order #443038-11DMT for unit without divider kits.

# 30" Wide Modular Drawer Cabinets - divider kits



Locks	
Description	Part No.
Lock	4101
Lock - Keyed Alike	4101KA

NOTE: If you are ordering more than one cabinet and want all the locks to be the same on each cabinet, order lock 4101KA for each cabinet



# Mobile Aisle Systems

Equipto's Mobile Aisle System combines the benefits of high-density storage with the flexibility of V-Grip shelving, Modular Drawers and Bulk Rack. By reducing the number of access aisles you can save as much as 50% of your floor space or double your storage capacity in the same space you are currently using.

**A. Bulk rack beams** provide storage levels up to 96" in length

**B. Wire shelves** provide optimum flow of air and light

**C. Modular drawers** in 48 standard sizes and 200 or 400lb. capacity

**D. Mechanical-assist drive system** requires only 1 lb. of effort to move 10,000 lbs. of load

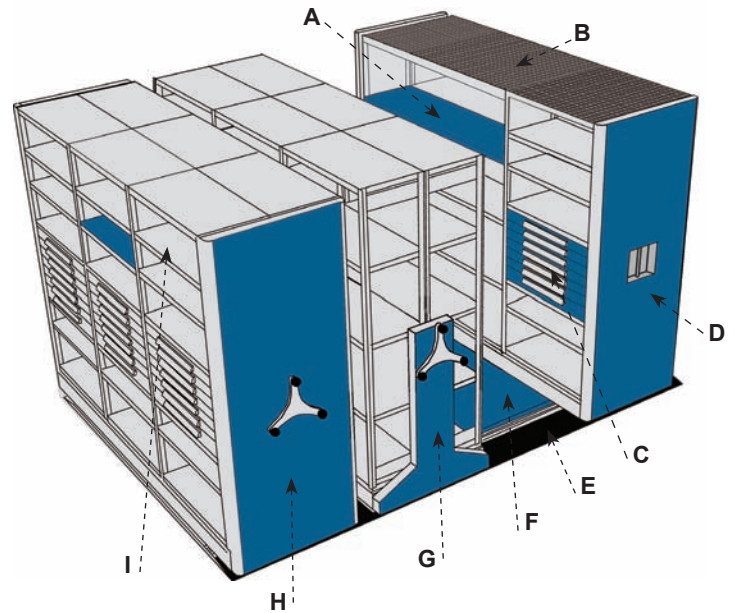
**E. Ramp** available in standard 12" or 24" to accommodate ADA requirements

**F. Modular platform** is surface mounted with re-levelable rails

**G. Open style drive column** provides greater visibility of items stored in the mobile aisle system

**H. Closed style drive column** for enhanced security

**I. Heavy duty solid shelves**




Contact your local Sales Representative for Assistance



# Mezzanines

- Double floor capacity
- Modular design lets you add units as needed
- Expert engineering design support
- Cost-effective
- Customized solution to the problem of limited space

Contact your local Sales Representative for Assistance



# Tool Cabinets

Modular Tool Cabinets offer the ability for different storage uses within the same cabinet. With the option of combining drawers and shelves, the uses of a Tool Cabinet are limitless. Add mobility by adding a kaster and handle kit.

**Some available features:**

- Drawer partitions and dividers
- Many hard-top surfaces to choose from
- Drawer liners
- Single lock system for all drawers (included)
- Adjustable shelves
- Lock-In Lock-Out feature on all drawers of mobile cabinets
- Keyed-alike lock for doors



Contact your local Sales Representative for Assistance

# Quick View Cabinets

**Features**

- UV, break and scratch resistant Lexan panels are mounted in both door frames for an unobstructed view of the cabinet's contents.
- Each shelf has a 225 lb. capacity per shelf - adjustable in 2" increments
- Cabinet doors have a 3-point locking mechanism with one chrome plated handle.
- Multiple cabinets can be keyed alike or individually.
- Dollies are available for the 78" high cabinets for ease of movement.



All products are available in 3 colors



**Quick-View Storage Cabinets**

Catalog Number	Description	Width	Depth	Height	Weight
QVC301226SU	Wall Hung QVS Cabinet	30"	12"	26"	41 lbs.
QVC361842SU	QVS Cabinet	36"	18"	42"	90 lbs.
QVC361878SU	QVS Cabinet	36"	18"	78"	245 lbs.
QVC362478SU	QVS Cabinet	36"	24"	78"	265 lbs.
QVC482478SU	QVS Cabinet	48"	24"	78"	285 lbs.

Equipto Quick-View Storage Cabinets offer the perfect appearance, capacity visibility and security for your plant or office.

# Flammable Liquid Storage Cabinets



Equipto Flammable Liquid Storage Cabinets meet all the requirements for storage of hazardous materials. Use them for volatile liquids that need to be safely contained such as:

- Alcohol
- Acetone
- Formaldehyde
- Gasoline
- Paint



These cabinets can be conveniently placed wherever safe housekeeping procedures or ease of accessibility dictate.

## Protect your personnel and your business

- Galvanized steel shelves and leveling legs
- Support up to 350 lbs.
- Internal and external welded construction
- 18 gauge steel reinforced double wall panel construction
- 2" raised leakproof sill
- 2" vent with fire baffle and cap
- Ground connection
- Lead-free high gloss baked on powder finish
- 3 point key lock doors
- Meet OSHA and NFPA Code 30 Specifications
- Self-closing models meet UFC 79



Part No.	Description	Dimensions W x D x H	Weight (lbs.)
FSC15S	15 Gal Two Door Self-Closing	43" x 18" x 22 1/4"	145
FSC15M	15 Gal Two Door Manual Close	43" x 18" x 22 1/4"	135
FSC30M	30 Gal Two Door, One Shelf, Manual Close	43" x 18" x 44"	247
FSC30S	30 Gal Two Door, One Shelf, Self-Closing	43" x 18" x 44"	257
FSC45M	45 Gal Two Door, Two Shelves, Manual Close	43" x 18" x 65"	342
FSC45S	45 Gal Two Door, Two Shelves, Self-Closing	43" x 18" x 65"	353
FSC60M	60 Gal Two Door, Two Shelves, Manual Close	31 1/4" x 31 1/4" x 65"	354
FSC60S	60 Gal Two Door, Two Shelves, Self-Closing	31 1/4" x 31 1/4" x 65"	364
FSC90M	90 Gal Two Door, Two Shelves, Manual Close	43" x 34" x 65"	465
FSC90S	90 Gal Two Door, Two Shelves, Self-Closing	43" x 34" x 65"	475

Flammable liquid storage cabinets have a standard color of safety yellow

# Storage Cabinets



## Spacious Cabinet

Rugged cabinet in 2 depths features locking handles and 4 adjustable shelves (2" centers). extra shelves can be added

Part No. 1710/1715



## Combination Cabinet

Versatile unit with 5 shelves plus wardrobe area with a rod and 4 hooks. divider panel permits locating wardrobe on either side. extra shelves can be added

Part No. 1714/1719

Cabinet Description	Width	Depth	Height	Part No.	Extra Shelf Part No.	Additional Description
5-shelf	36"	18"	78"	16027	1710	With four adjustable shelves
5-shelf	36"	24"	78"	16029	1715	
Combination	36"	18"	78"	16032	1714	One side five shelves, one side wardrobe
Combination	36"	24"	78"	16033	1719	One full width shelf 11" below top
Locking Handle					11245	
Rigid Handle					11246	
Key					10428	

All cabinets shipped un-assembled, unless otherwise noted.



*Supplying all the pieces for a complete storage solution!*

**EQUIPTO**<sup>®</sup>  
ONE DECISION • INFINITE SOLUTIONS

**GOVERNMENT**



[www.equipto.com](http://www.equipto.com)



A division of Consolidated Storage Companies, Inc.



Equipto | 225 Main Street | Tatamy, PA 18085 | Ph: 800.323.0801 | Fax: 888.859.2121 | [info@equipto.com](mailto:info@equipto.com)