

# CONNEX Modules

An EQUIPTO Connex Module is designed to organize your storage container, however, that does not limit your use. When you are finished using the Connex Module in a storage container, you can easily relocate the Module for additional storage into Bench Stock, Parts Room or a Tool Room.

Once you have decided where to install the Module, EQUIPTO offers endless opportunities to expand your storage horizons. Looking for additional storage capacity in the same area, your Connex Module can evolve into a Deck-over Mezzanine Structure or a High Density Mobile Aisle Storage System.



Before

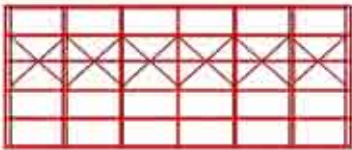


After

**All Modules are 20' long with shelving units at a depth of 24" and a height of 90"**

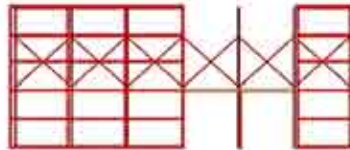
## CNX-BKS-20

Starter Unit



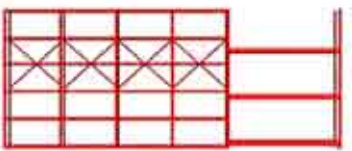
## CNX-BKSWC-20

Starter Unit



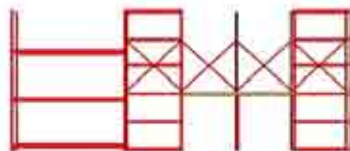
## CNX-BKSBR-20

Starter Unit



## CNX-BKSWCBR-20

Starter Unit



**Modules available for both Stationary and Deployable Connex Modules**

Images are a rendered version of the final product. Actual product may vary.

A standard color chart is available at the beginning of each section with a more detailed one on page 126.

**CONNEX Module Options – Drawers, Doors and Deployment Kits**

Enhance your Connex Modules with optional kits and accessory packs.

**Under Bench Drawer Packs**



**CNX-WCDWRK-1**  
Drawer sizes included:  
(2)3", (2)4.5", 6", 12"



**CNX-WCDWRK-2**  
Drawer sizes included:  
3", (2)4.5", 9", 12"



**CNX-WCDWRK-3**  
Drawer sizes included:  
(2)3", 4.5", 6", 7.5", 9"



**CNX-WCDWRK-4**  
Drawer sizes included:  
(5)3", (4)4.5"



**CNX-WCDWRK-5**  
Drawer sizes included:  
(4)3", (2)4.5", (2)6"



**CNX-WCDWRK-6**  
Drawer sizes included:  
3", 6", (2)12"

**Shelving Unit Drawer Packs**




**CNX-SDWRK-1**  
Drawer sizes included:  
(2)3", (2)4.5", (2)6", 12"



**CNX-SDWRK-2**  
Drawer sizes included:  
(2)4.5", (5)6"



**CNX-SDWRK-3**  
Drawer sizes included:  
(2)7.5", (2)12"



**CNX-SDWRK-4**  
Drawer sizes included:  
(7)3", (4)4.5"



**CNX-SDWRK-5**  
Drawer sizes included:  
(2)6", (2)7.5", 12"



**CNX-SDWRK-6**  
Drawer sizes included:  
(2)3", (2)4.5", (2)7.5", 9"

**Deployable Kits and Accessories**

Part No.	Description
CNX-BKDK	Upper bracing deployable kit
CNX-BKS-20DK	Deployable kit - Base Shelving Unit
CNX-BKSBR-20DK	Deployable kit - Base Shelving/Bulk Rack Unit
CNX-BKSWC-20DK	Deployable kit - Base Shelving/Work Center Unit
CNX-BKSWCBR-20DK	Deployable kit – Base Shelving/Work Center/Bulk Rack Unit
CNX-SDWRDK	Deployable kit – Shelving Drawer Kits
CNX-WCDWRDK	Deployable kit – Work Center Drawer Kits

**Shelving Door Kits**

Part No.	Description
CNX-DK-3684	Shelving Door Kit – 84"H x 36"W
CNX-DK-3642	Shelving Door Kit – 42"H x 36"W

A standard color chart is available at the beginning of each section with a more detailed one on page 126.